

# FREE ENERGY

## NIKOLA TESLA SECRETS FOR EVERYBODY

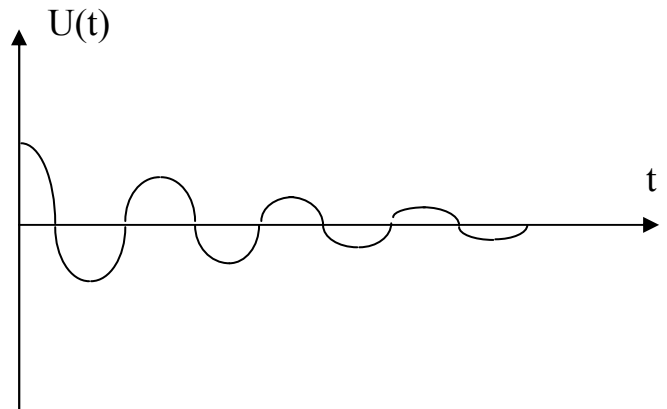
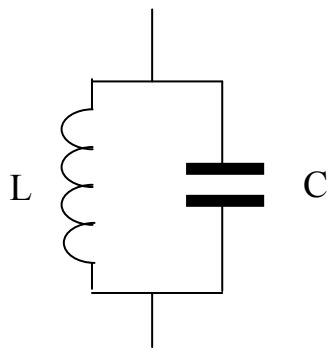
By Vladimir Utkin [u.v@bk.ru](mailto:u.v@bk.ru)

### SECRET 1

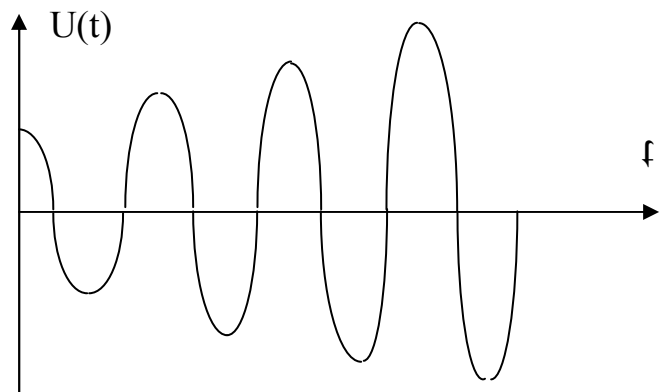
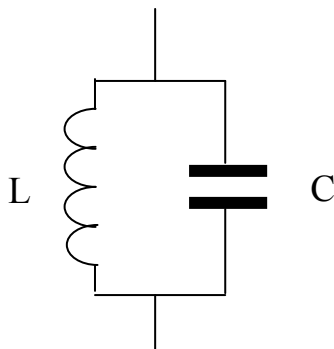
The power source in Nikola Tesla free energy device like amplifying transformer is  
**SELF POWERED LC CIRCUIT**

### EXPLANATIONS

An ordinary LC circuit – with decay



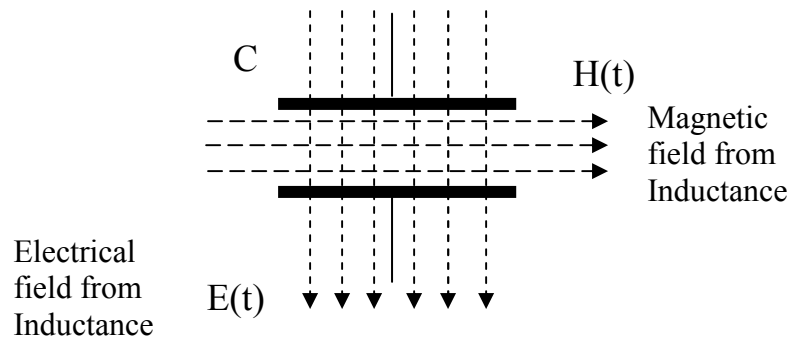
Nikola Tesla LC circuit – with amplification



**HOW TO GET THIS RESULT?**

## AN ANSWER

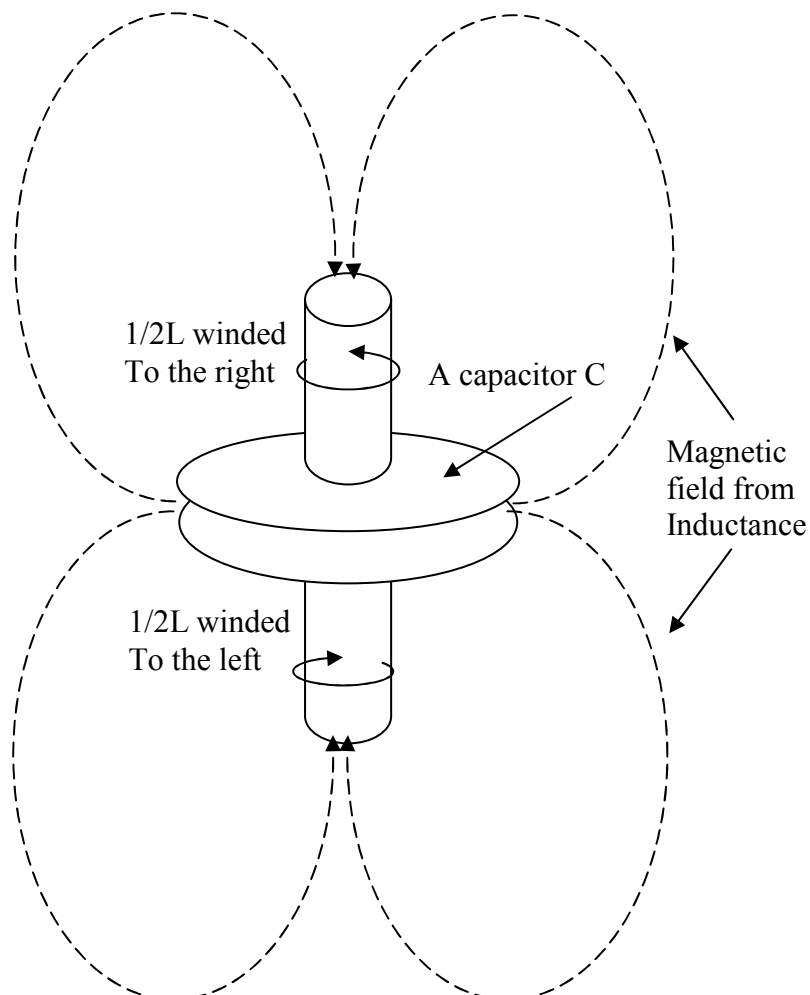
You need to charge capacitor by the electric component of E/M field of the inductance (use displacement current of Maxwell's equations)



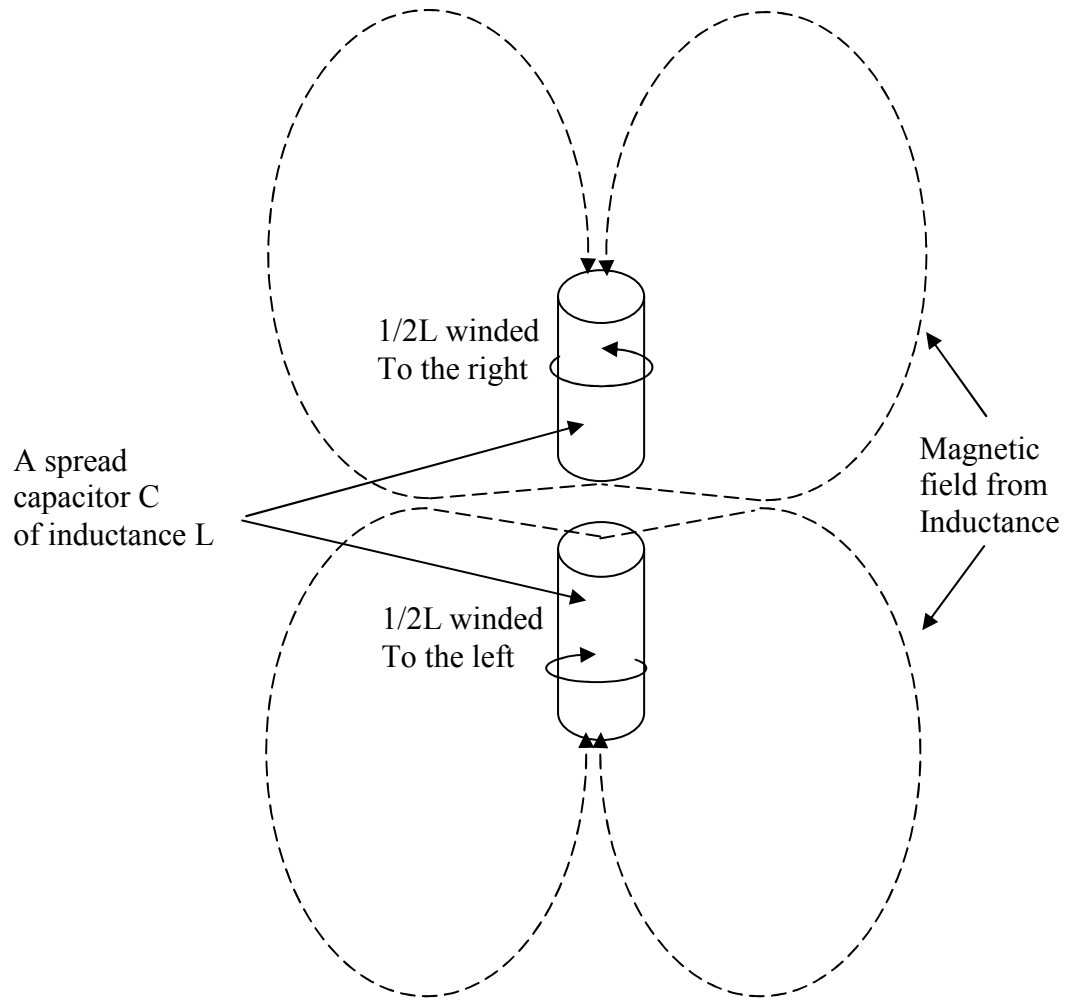
## EXPLANATION

When electric field in capacitor C is decaying, because of feeding inductance (not shown) with electrical current, external electric field from inductance tries to charge this capacitor by displacement current. As a result, capacitor pumps energy from E/M field, and voltage is rising circle by circle.

**REALIZATION A** – an apartheid capacitor is used



## REALIZATION B – no capacitors are used



In this case instead of capacitor used spread capacitors between winded coils of inductance L.

## HOW TO START THE PROCESS?

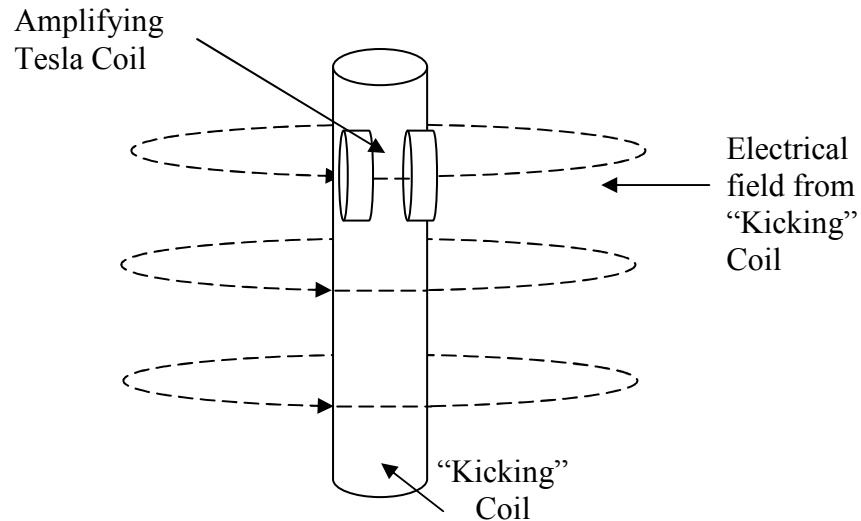
1. In realization A you must charge the capacitor before the process and connect it to the inductance.
2. In realization B you must use additional “kicking” coil, witch can start the process by “kicking” it in the electrical field or in the magnetic field (you’ll see it late).

## HOW TO STOP THE PROCESS?

The process of pumping energy has unlimited characteristics. Do not worry; use the spark gap device to stop the process. Connect spark gap device to the inductance L.

## “KICKING” PROCESS IN ELECTRIC FIELD

Use additional special “kicking” coil, which can generate short powerful magnetic pulses, and install amplifying Tesla coil along the electrical vector of the E/M field of this coil.




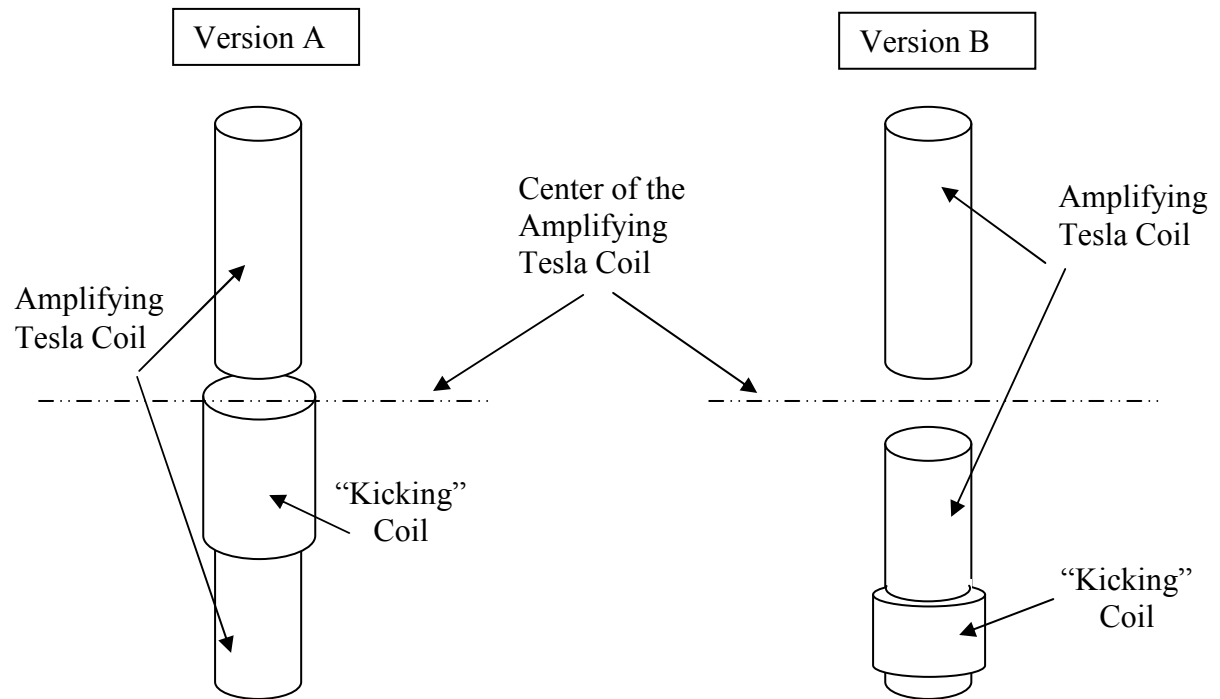
Electrical field of “kicking” coil will charge the spread capacitors of inductance, and process will be started. Use in “kicking” coil as short pulses as possible, because displacement current depends on the speed changes of the magnetic field.



“Kicking” in electric field realized by Taniel Kapanadze.

## “KICKING” PROCESS IN MAGNETIC FIELD

You are unable to “kick” the process by displacement of the amplifying Tesla coil in the uniform changing magnetic field of “kicking” coil, because outcome voltage on the ends of the Tesla amplifying coil will be equal to zero in this case. So, you must use not uniform magnetic field. For that you must install “kicking” coil not in the center of amplifying Tesla coil, but shifted from the center.



“Kicking” in magnetic field realized by Taniel Kapanadze.